



**STATEMENT SHOWING SHAREHOLDING PATTERN**

<b>(1)(a)</b>			
<b>Name of the Company: FCS SOFTWARE SOLUTIONS LIMITED</b>			
<b>Scrip Code, Name of the scrip, class of security: BSE-532666,NSE-FCSSFT</b>			
<b>Quarter ended: 30-September-2011</b>			
<b>Partly paid-up shares:-</b>	<b>No. of partly paid-up shares</b>	<b>As a % of total no. of partly paid-up Shares</b>	<b>As a % of total no. of shares of the company</b>
Held by promoter/promoter group	NIL	NIL	NIL
Held by public	NIL	NIL	NIL
<b>Total</b>	<b>NIL</b>	<b>NIL</b>	<b>NIL</b>
<b>Outstanding</b>	<b>No. of outstanding</b>	<b>As a % of total no. of outstanding convertible securities</b>	<b>As a % of total no. of shares of the company, assuming full conversion of the convertible</b>
<b>convertible securities:-</b>			
Held by promoter/promoter group	NIL	NIL	NIL
Held by public	NIL	NIL	NIL
<b>Total</b>	<b>NIL</b>	<b>NIL</b>	<b>NIL</b>
<b>Warrants:-</b>	<b>No. of warrants</b>	<b>As a % of total no. of warrants</b>	<b>As a % of total no. of shares of the company, assuming full conversion of Warrants</b>
Held by promoter/promoter group	NIL	NIL	NIL
Held by public	18,00,00,000	100%	14.88%
<b>Total</b>	<b>18,00,00,000</b>	<b>100%</b>	<b>14.88%</b>
<b>Total paid-up capital of the company, assuming full conversion of warrants and convertible securities</b>	1,20,95,53,400/- 1,20,95,53,400 Equity Shares of Rs. 1/- each		




Category code	Category of Shareholder	Number of Shareholders	Total number of shares	Number of shares held in dematerialized form	Total shareholding as a percentage of total number of shares		Shares Pledged or otherwise encumbered	
					As a percentage of (A+B) <sup>1</sup>	As a percentage of (A+B+C)	Number of shares	As a percentage
(I)	(II)	(III)	(IV)	(V)	(VI)	(VII)	(VIII)	(IX)=(VIII)/(IV)*100
<b>(A)</b>	<b>Shareholding of Promoter and Promoter Group<sup>2</sup></b>							
<b>1</b>	<b>Indian</b>							
(a)	Individuals/ Hindu Undivided Family	3	135968560	135968560	13.63427	13.20656	NIL	NIL
(b)	Central Government/ State Government(s)	0	0	0	0.00000	0.00000	NIL	NIL
(c)	Bodies Corporate	0	0	0	0.00000	0.00000	NIL	NIL
(d)	Financial Institutions/ Banks	0	0	0	0.00000	0.00000	NIL	NIL
(e)	Any Others(Specify)	0	0	0	0.00000	0.00000	NIL	NIL
	<b>Sub Total(A)(1)</b>	<b>3</b>	<b>135968560</b>	<b>135968560</b>	<b>13.63427</b>	<b>13.20656</b>	<b>NIL</b>	<b>NIL</b>
<b>2</b>	<b>Foreign</b>							
a	Individuals (Non-Residents Individuals/ Foreign Individuals)	0	0	0	0.00000	0.00000	NIL	NIL
b	Bodies Corporate	0	0	0	0.00000	0.00000	NIL	NIL
c	Institutions	0	0	0	0.00000	0.00000	NIL	NIL
d	Any Others(Specify)	0	0	0	0.00000	0.00000	NIL	NIL
d-i	-	-	-	-	-	-	-	-
d-ii	-	-	-	-	-	-	-	-
	<b>Sub Total(A)(2)</b>	<b>0</b>	<b>0</b>	<b>0</b>	<b>0.00000</b>	<b>0.00000</b>	<b>NIL</b>	<b>NIL</b>
	<b>Total Shareholding of Promoter and Promoter Group (A)= (A)(1)+(A)(2)</b>	<b>3</b>	<b>135968560</b>	<b>135968560</b>	<b>13.63427</b>	<b>13.20656</b>	<b>NIL</b>	<b>NIL</b>
<b>(B)</b>	<b>Public shareholding</b>							
<b>1</b>	<b>Institutions</b>							
(a)	Mutual Funds/ UTI	0	0	0	0.00000	0.00000	NIL	NIL
(b)	Financial Institutions / Banks	1	3000	3000	0.00030	0.00029	NIL	NIL
(c)	Central Government/ State Government(s)	0	0	0	0.00000	0.00000	NIL	NIL
(d)	Venture Capital Funds	0	0	0	0.00000	0.00000	NIL	NIL
(e)	Insurance Companies	0	0	0	0.00000	0.00000	NIL	NIL
(f)	Foreign Institutional Investors	0	0	0	0.00000	0.00000	NIL	NIL
(g)	Foreign Venture Capital Investors	0	0	0	0.00000	0.00000	NIL	NIL
(h)	Any Other (specify)	0	0	0	0.00000	0.00000	NIL	NIL
(h-i)	NIL						NIL	NIL
(h-ii)	NIL						NIL	NIL
	<b>Sub-Total (B)(1)</b>	<b>1</b>	<b>3000</b>	<b>3000</b>	<b>0.00030</b>	<b>0.00029</b>	<b>NIL</b>	<b>NIL</b>
<b>B 2</b>	<b>Non-institutions</b>							
(a)	Bodies Corporate	1073	129158774	129158774	12.95142	12.54513	NIL	NIL
(b)	Individuals						NIL	NIL
i	Individuals -i. Individual shareholders holding nominal share capital up to Rs 1 lakh	143691	553713965	553655194	55.52375	53.78196	NIL	NIL
ii	Individual shareholders holding nominal share capital in excess of Rs. 1 lakh.	637	146969975	146649975	14.73744	14.27512	NIL	NIL
(c)	Any Other							
i	Trust	2	6000	6000	0.00060	0.00058	NIL	NIL
ii	Directors & their Relatives	6	152420	131460	0.01528	0.01480	NIL	NIL
iii	Non-Resident Indians	644	15822874	15801274	1.58664	1.53687	NIL	NIL
iv	Clearing Members	114	2853730	2853730	0.28616	0.27718	NIL	NIL
v	Hindu Undivided Families	1430	12606782	12606782	1.26415	1.22449	NIL	NIL
	<b>Sub-Total (B)(2)</b>	<b>147597</b>	<b>861284520</b>	<b>860863189</b>	<b>86.36544</b>	<b>83.65613</b>	<b>NIL</b>	<b>NIL</b>
<b>(B)</b>	<b>Total Public Shareholding (B)= (B)(1)+(B)(2)</b>	<b>147598</b>	<b>861287520</b>	<b>860866189</b>	<b>86.36574</b>	<b>83.65642</b>	<b>NIL</b>	<b>NIL</b>
	<b>TOTAL (A)+(B)</b>	<b>147601</b>	<b>997256080</b>	<b>996834749</b>	<b>100.00001</b>	<b>96.86298</b>	<b>NIL</b>	<b>NIL</b>
<b>(C)</b>	<b>Shares held by Custodians and against which Depository Receipts have been issued</b>							
<b>1</b>	<b>Promoter and promoter group</b>	<b>0</b>	<b>0</b>	<b>0</b>	<b>0.00000</b>	<b>0.00000</b>	<b>NIL</b>	<b>NIL</b>
<b>2</b>	<b>Public</b>	<b>2</b>	<b>32297320</b>	<b>32297320</b>	<b>NA</b>	<b>3.13702</b>	<b>NIL</b>	<b>NIL</b>
	<b>TOTAL (C)</b>	<b>2</b>	<b>32297320</b>	<b>32297320</b>	<b>NA</b>	<b>3.13702</b>	<b>NIL</b>	<b>NIL</b>
	<b>GRAND TOTAL (A)+(B)+(C)</b>	<b>147603</b>	<b>1029553400</b>	<b>1029132069</b>	<b>100</b>	<b>100.00</b>	<b>NIL</b>	<b>NIL</b>




(1)(b) Statement showing Shareholding of persons belonging to the category "Promoter and Promoter Group"						
Sr. No.	Name of the shareholder	Total Shares held		Shares Pledged or otherwise encumbered		
		Number	As a % of Grand Total (A)+(B)+(C)	Number	As a %	As a % of Grand Total (A)+(B)+(C) of sub clause (I)(a)
(I)	(II)	(III)	(IV)		(VI)=(V)/(III)*100	(VII)
1	DALIP KUMAR	135790060	13.18922	0	0.00000	0.00000
2	JANANK SHARMA*	126000	0.01224	0	0.00000	0.00000
3	NEELAM SHARMA	52500	0.00510	0	0.00000	0.00000
	<b>TOTAL</b>	<b>135968560</b>	<b>13.20656</b>	<b>0</b>	<b>0.00000</b>	<b>0.00000</b>

\*SHARES ARE UNDER PROCESS OF TRANSMISSION



(I)(c) Statement showing Shareholding of persons belonging to the category  
"Public" and holding more than 1% of the total number of shares


Sr. No.	Name of the shareholder	Number of shares	Shares as a percentage of total number of shares (i.e., Grand Total (A)+(B)+(C) indicated in Statement at para (I)(a) above)
1	NIL	NIL	0.00
	<b>TOTAL</b>	<b>NIL</b>	<b>0.00</b>



(I)(d)


Statement showing details of locked-in shares

Sr. No.	Name of the shareholder	Category of Shareholders (Promoter / Public)	Number of locked-in shares	Locked-in shares as a percentage of total number of shares (i.e., Grand Total (A)+(B)+(C) indicated in Statement at para (I)(a) above}
1	Dalip Kumar	Promoter	135790060	13.18922
		<b>TOTAL</b>	<b>135790060</b>	<b>13.18922</b>




(II)(a) Statement showing details of Depository Receipts (DRs)

Sr. No.	Type of outstanding DR (ADRs, GDRs, SDRs, etc.)	Number of outstanding DRs	Number of shares underlying outstanding DRs	Shares underlying outstanding DRs as a percentage of total number of shares [i.e., Grand Total (A)+(B)+(C) indicated in Statement at para (I)(a) above]
1	Global Depository Receipts	NIL	NIL	0.00000
	Total	NIL	NIL	0.00000



(II)(b) Statement showing Holding of Depository Receipts (DRs), where underlying shares held by 'promoter/promoter group' are in excess of 1% of the total number of shares

Sr. No.	Name of the DR Holder	Type of outstanding DR (ADRs, GDRs, SDRs, etc.)	Number of shares underlying outstanding DRs	Shares underlying outstanding DRs as a percentage of total number of shares [i.e., Grand Total (A)+(B)+(C) indicated in Statement at para (I)(a) above]
1	NIL	NIL	NIL	0.00
	<b>TOTAL</b>	NIL	NIL	<b>0.00</b>



Sep-20/17

Shareholding Details Entry Forms

Convertible Details | Main Shareholding | Promoter Shareholding | Public Shareholding > 1% | Lock-in details | DR Details | Depository Receipt > 1% | Voting Rights

Voting Rights Details

Category of Shareholder	No. of Voting Rights Class X	No. of Voting Rights Class Y	No. of Voting Rights Class Z	Total Voting Rights (X+Y+Z)	% of (A+B)	% of (A+B+C)
(II)	(III)	(IV)	(V)	(VI)	(VII)	(VIII)
(A) Promoter & Promoter Group						
(1) Indian						
Individuals/ Hindu Undivided Family	135968560	0	0	135968560	13.63	13.21
Central Government/ State Government(s)	0	0	0	0	0.00	0.00
Bodies Corporate	0	0	0	0	0.00	0.00
Financial Institutions/ Banks	0	0	0	0	0.00	0.00
Any Other (specify)	<input type="checkbox"/> Add	<input type="checkbox"/> Delete (Please click the checkbox to delete an entry)				
Any Other (Total)	0.00	0.00	0.00	0.00	0	0.00
Sub T total (A)(1)	135968560	0	0	135968560.00	13.63	13.21

(2) Foreign

Individuals (Non- Resident Individuals/ Foreign Individuals)	0	0	0	0	0.00	0.00
Bodies Corporate	0	0	0	0	0.00	0.00
Institutions	0	0	0	0	0.00	0.00
Any Other (specify)	<input type="checkbox"/> Add	<input type="checkbox"/> Delete (Please click the checkbox to delete an entry)				
Any Other (Total)	0.00	0.00	0.00	0.00	0	0.00



Category of Shareholder	No. of Voting Rights Class X	No. of Voting Rights Class Y	No. of Voting Rights Class Z	Total Voting Rights (X+Y+Z)	% of (A+B)	% of (A+B+C)
(II)	(III)	(IV)	(V)	(VI)	(VII)	(VIII)
Sub Total (A)(2)	0	0	0	0.00	0.00	0.00
Promoter & Promoter Group Total (A) = (A)(1)+(A)(2)	135968560	0	0	135968560.00	13.63	13.21
<b>(B) Public Shareholding</b>						
<b>(1) Institutions</b>						
Mutual Funds/ UTI	0	0	0	0	0.00	0.00
Financial Institutions/ Banks	3000	0	0	3000	0.00	0.00
Central Government/ State Government(s)	0	0	0	0	0.00	0.00
Venture Capital Funds	0	0	0	0	0.00	0.00
Insurance Companies	0	0	0	0	0.00	0.00
Foreign Institutional Investors	0	0	0	0	0.00	0.00
Foreign Venture Capital Investors	0	0	0	0	0.00	0.00
Any Other (specify)	0	0	0	0	0.00	0.00
<b>(2) Non-institutions</b>						
Bodies Corporate	129158774	0	0	129158774	12.95	12.55
Individual shareholders holding nominal share capital up to Rs. 1 lakh	553713965	0	0	553713965	55.52	53.78
Individual shareholders holding nominal share capital in excess of Rs. 1 lakh	146969975	0	0	146969975	14.74	14.28
Any Other (Total)	0.00	0.00	0.00	0.00	0	0.00
Sub Total (B)(1)	3000	0	0	3000.00	0.00	0.00

Add  Delete (Please click the checkbox to delete an entry)

Category of Shareholder (III)	No. of Voting Rights Class X (III)	No. of Voting Rights Class Y (IV)	No. of Voting Rights Class Z (V)	Total Voting Rights (X+Y+Z) (VI)	% of (A+B) (VII)	% of (A+B+C) (VIII)
Any Other (specify)	<input type="checkbox"/>	<input type="checkbox"/>	<input type="checkbox"/>	<input type="checkbox"/>	<input type="checkbox"/>	<input type="checkbox"/>
<input type="checkbox"/> Trust	6000	0	0	6000.00	0	0.00
<input type="checkbox"/> Directors & their F	152420	0	0	152420.00	0.02	0.01
<input type="checkbox"/> Non-Resident Indi	15822874	0	0	15822874.00	1.59	1.54
<input type="checkbox"/> Clearing Members	2853730	0	0	2853730.00	0.29	0.28
<input type="checkbox"/> Hindu Undivided F	12606782	0	0	12606782.00	1.26	1.22
Any Other (T total)	31441806.00	0.00	0.00	31441806.00	3.16	3.05
Sub Total (B)(2)	861284520	0	0	861284520.00	86.37	83.66
Total Public Shareholding (B) = (B)(1) + (B)(2)	861287520	0	0	861287520.00	86.37	83.66
Total (A + B)	997256080	0	0	997256080	100.00	96.87
(C) Shares held by Custodians and against which Depository Receipts have been issued						
(C1) Promoter and Promoter group	0	0	0	0	0.00	0.00
(C2) Public	32297320	0	0	32297320	3.24	3.14
Total C = (C1 + C2)	32297320	0	0	32297320	3.24	3.14
GRAND TOTAL (A+B+C)	1029653400	0	0	1029653400	103.24	100.01

Notes : Kindly provide the description of voting rights for each class of security : Class X, Class Y and Class Z in Company Remarks