


**Introductory sub-table (I)(a)**


<b>Name of the Company: FCS SOFTWARE SOLUTIONS LIMITED</b>			
<b>Scrip Code, Name of the scrip, class of security: BSE-532666,NSE-FCSSOFT</b>			
<b>year ended: June 30, 2012</b>			
<b>Partly paid-up shares:-</b>	<b>No. of partly paid-up shares</b>	<b>As a % of total no. of partly paid-up shares</b>	<b>As a % of total no. of shares of the company</b>
Held by promoter/promoter group	0	0.00	0.00
Held by public	300	100.00	0.00
<b>Total - D</b>	<b>300</b>	<b>0.00</b>	
<b>Outstanding convertible securities: No. of outstanding securities</b>			
	<b>As a % of total no. of outstanding convertible securities</b>	<b>As a % of total no. of shares of the company, assuming full conversion of the convertible securities</b>	
Held by promoter/promoter group	0	0.00	0.00
Held by public	0	0.00	0.00
<b>Total - E</b>	<b>0</b>	<b>0.00</b>	<b>0.00</b>
<b>Warrants:-</b>			
	<b>No. of warrants</b>	<b>As a % of total no. of warrants</b>	<b>As a % of total no. of shares of the company, assuming full conversion of warrants</b>
Held by promoter/promoter group	50000000	21.74	3.97
Held by public	180000000	78.26	14.29
<b>Total - F</b>	<b>230000000</b>	<b>100.00</b>	<b>18.26</b>
<b>Total paid-up capital of the company, assuming full conversion of warrants and convertible securities</b>			
	1259553400		

The said warrants are convertible into equal number of fully paid up equity shares of face value of Re. 1/- each for cash.



**Statement Showing Shareholding Pattern**

Category code	Category of Shareholder	Number of Shareholders	Table (I)(a)		Total shareholding as a percentage of total number of shares		Shares Pledged or otherwise encumbered		
			Total number of shares	Number of shares held in dematerialized form	As a percentage of (A+B) <sup>1</sup>	As a percentage of (A+B+C)	Number of shares	As a percentage	
			(iV)	(v)	(vi)	(vii)	(viii)	(ix)= (viii)/(iv)*100	
(A)	<b>Shareholding of Promoter and Promoter Group<sup>2</sup></b>								
1	<b>Indian</b>								
(a)	Individuals/ Hindu Undivided Family	3	135968560	135968560	13.63	13.21	0	0	
(b)	Central Government/ State Government(s)	0	0	0	0.00	0.00	0	0	
(c)	Bodies Corporate	0	0	0	0.00	0.00	0	0	
(d)	Financial Institutions/ Banks	0	0	0	0.00	0.00	0	0	
(e)	Any Others(Specify)	0	0	0	0.00	0.00	0	0	
(e-i)		0	0	0	0.00	0.00	0	0	
(e-ii)		0	0	0	0.00	0.00	0	0	
	<b>Sub Total(A)(1)</b>	<b>3</b>	<b>135968560</b>	<b>135968560</b>	<b>13.63</b>	<b>13.21</b>	<b>0</b>	<b>0</b>	
2	<b>Foreign</b>								
a	Individuals (Non-Residents Individuals/ Foreign Individuals)	0	0	0	0.00	0.00	0	0	
b	Bodies Corporate	0	0	0	0.00	0.00	0	0	
c	Institutions	0	0	0	0.00	0.00	0	0	
d	Any Others(Specify)	0	0	0	0.00	0.00	0	0	
d-i		0	0	0	0.00	0.00	0	0	
d-ii		0	0	0	0.00	0.00	0	0	
	<b>Sub Total(A)(2)</b>	<b>0</b>	<b>0</b>	<b>0</b>	<b>0.00</b>	<b>0.00</b>	<b>0</b>	<b>0</b>	
	<b>Total Shareholding of Promoter and Promoter Group (A)= (A)(1)+(A)(2)</b>	<b>3</b>	<b>135968560</b>	<b>135968560</b>	<b>13.63</b>	<b>13.21</b>	<b>0</b>	<b>0</b>	
(B)	<b>Public shareholding</b>								
1	<b>Institutions</b>								
(a)	Mutual Funds/ UTI	0	0	0	0.00	0.00	0	0	
(b)	Financial Institutions Banks	1	3000	3000	0.00	0.00	0	0	
(c)	Central Government/ State Government(s)	1	568300	568300	0.06	0.06	0	0	
(d)	Venture Capital Funds	0	0	0	0.00	0.00	0	0	
(e)	Insurance Companies	0	0	0	0.00	0.00	0	0	
(f)	Foreign Institutional Investors	0	0	0	0.00	0.00	0	0	
(g)	Foreign Venture Capital Investors	0	0	0	0.00	0.00	0	0	
(h)	Any Other (specify)	0	0	0	0.00	0.00	0	0	
	<b>Sub-Total (B)(1)</b>	<b>2</b>	<b>571300</b>	<b>571300</b>	<b>0.06</b>	<b>0.06</b>	<b>#REF!</b>	<b>#REF!</b>	
B 2	<b>Non-institutions</b>								
(a)	Bodies Corporate	788	85803949	85803949	8.60	8.33	0	0	
(b)	Individuals								
I	Individuals - i. Individual shareholders holding nominal share capital up to Rs 1 lakh	139560	561256130	561261658	56.29	54.52	0	0	
II	ii. Individual shareholders holding nominal share capital in excess of Rs. 1 lakh.	710	184437456	184117456	18.49	17.91	0	0	
(c)	Any Other (specify)								
(c-i)	CLEARING MEMBER	197	13256912	13256912	1.33	1.29	0	0	
(c-ii)	NON RESIDENT INDIANS	697	15703353	15703353	1.57	1.53	0	0	
(c-iii)	Hindu Undivided Families	0	0	0	0.00	0.00	0	0	
(c-iv)	DIRECTORS / RELATIVES	6	152420	131460	0.02	0.01	0	0	
(c-v)	TRUSTS	2	6000	6000	0.00	0.00	0	0	
	<b>Sub-Total (B)(2)</b>	<b>141870</b>	<b>860716220</b>	<b>860280788</b>	<b>86.31</b>	<b>83.60</b>	<b>0</b>	<b>0</b>	
(B)	<b>Total Public Shareholding (B)= (B)(1)+(B)(2)</b>	<b>141872</b>	<b>861287520</b>	<b>860852088</b>	<b>86.37</b>	<b>83.66</b>	<b>0</b>	<b>0</b>	
	<b>TOTAL (A)+(B)</b>	<b>141875</b>	<b>997256080</b>	<b>996820648</b>	<b>100.00</b>	<b>96.86</b>	<b>0</b>	<b>0</b>	
(C)	<b>Shares held by Custodians and against which Depository Receipts have been issued</b>								
1	Promoter and Promoter Group	0	0	0	0.00	0.00	0	0	
2	Public	2	32297320	32297320	3.14	3.14	0	0	
	<b>Sub-Total (C)</b>	<b>2</b>	<b>32297320</b>	<b>32297320</b>	<b>3.14</b>	<b>3.14</b>	<b>0</b>	<b>0</b>	
	<b>GRAND TOTAL (A)+(B)+(C)</b>	<b>141877</b>	<b>1029553400</b>	<b>1029117968</b>	<b>100.00</b>	<b>96.86</b>	<b>0</b>	<b>0</b>	




**Notes**

Total no. of warrants issued were 41 crores, which were issued in two tranches one for 18 cr and 23 cr. 18 cr Warrants allotted to Non- Promoter were cancelled. 5 cr warrants were issued to one of the promoters.

\*We had issued only warrants on preferential basis, but inadvertently mentioned the same figure in column convertible securities. Kindly take the same in your records.

\*\*Shares held in the name of smt. Janak Sharma are under the transmission process

The said warrants are convertible into equal number of fully paid up equity shares of face value of Re.1/- each for cash.




(1)(b) Statement showing holding of securities (including shares, warrants, convertible securities) of persons belonging to category "Promoter and Promoter Group" the category "Promoter and Promoter Group"

Sr. No.	Name of the shareholder	Details of Shares held		Encumbered shares (*)			Details of warrants		Details of convertible securities		Total shares (including underlying shares assuming full conversion of warrants and convertible securities) as a % of diluted share capital
		Number of shares held	As a % of grand total (A)+(B)+(C)	No.	As a percentage	As a % of grand total (A)+(B)+(C) of sub-clause (1)(a)	Number of warrants held	As a % total number of warrants of the same class	Number of convertible securities held	As a % total number of convertible securities of the same class	
(i)	(ii)	(iii)	(iv)	(v)	(vi)=(v)/(iii)*100	(vii)	(viii)	(ix)	(x)	(xi)	(xii)
1	DALIP KUMAR	135790160	13.19	0.00	0.00	0.00	50000000	100.00	0	#DIV/0!	14.75
2	JANANK SHARMA*	126440	0.01	0.00	0.00	0.00	0	0.00	0	#DIV/0!	0.01
3	NEELAM SHARMA	52300	0.01	0.00	0.00	0.00	0	0.00	0	#DIV/0!	0.00
<b>TOTAL</b>		<b>135968560</b>	<b>13.21</b>	<b>0.00</b>	<b>0.00</b>	<b>0.00</b>	<b>50000000</b>	<b>100.00</b>	<b>0</b>	<b>#DIV/0!</b>	<b>14.76</b>

(\*) The term "encumbrance" has the same meaning as assigned to it in regulation 28(3) of the SAST Regulations, 2011


\*SHARES ARE UNDER PROCESS OF TRANSMISSION





(I)(c)(ii) Statement showing holding of securities (including shares, warrants, convertible securities) of persons (together with PAC) belonging to the category "Public" and holding more than 5% of the total number of shares of the company

Sr. No.	Name(s) of the shareholder(s) and the Persons Acting in Concert (PAC) with them	Number of shares	Shares as a percentage of total number of shares {i.e., Grand Total (A)+(B)+(C) indicated in Statement at para (I)(a) above}	Details of warrants		Details of convertible securities		Total shares (including underlying shares assuming full conversion of warrants and convertible securities) as a % of diluted share capital
				Number of warrants	As a % total number of warrants of the same class	Number of convertible securities held	% w.r.t total number of convertible securities of the same class	
1	SLG SOFTECH (P) LTD.	0	0.00	180000000	100	0	#DIV/0!	14.29
<b>TOTAL</b>		<b>0</b>	<b>0.00</b>	<b>180000000</b>	<b>100</b>	<b>0</b>	<b>#DIV/0!</b>	<b>14.29</b>



<b>(I)(d) Statement showing details of locked-in shares</b>			
<b>Sr. No.</b>	<b>Name of the shareholder</b>	<b>Number of locked-in shares</b>	<b>Locked-in shares as a percentage of total number of shares {i.e., Grand Total (A)+(B)+(C) indicated in Statement at para (I)(a) above}</b>
1	DALIP KUMAR	135790060	13.19
<b>TOTAL</b>		<b>135790060</b>	<b>13.19</b>



**(II)(a) Statement showing details of Depository Receipts (DRs)**

Sr. No.	Type of outstanding DR (ADRs, GDRs, SDRs, etc.)	Number of outstanding DRs	Number of shares underlying outstanding DRs	Shares underlying outstanding DRs as a percentage of total number of shares (i.e., Grand Total (A)+(B)+(C) indicated in Statement at para (I)(a) above)
1	GDRs	32297320	32297320	3.14
<b>TOTAL</b>		<b>32297320</b>	<b>32297320</b>	<b>3.14</b>





<b>(II)(b) Statement showing holding of Depository Receipts (DRs), where underlying shares held by "promoter/promoter group" are in excess of 1% of the total number of shares</b>				
Sr. No.	Name of the DR Holder	Type of outstanding DR (ADRs, GDRs, SDRs, etc.)	Number of shares underlying outstanding DRs	Shares underlying outstanding DRs as a percentage of total number of shares {i.e., Grand Total (A)+(B)+(C) indicated in Statement at para (I)(a) above}
1		0	0	0.00
2				0.00
<b>TOTAL</b>		0	0	0.00

