



STATEMENT SHOWING SHAREHOLDING PATTERN

Name of the Company: FCS SOFTWARE SOLUTIONS LIMITED			
Scrip Code, Name of the scrip, class of security: 532666			
Quarter ended: 31-March-2011			
Partly paid-up shares:-	No. of partly paid-up shares	As a % of total no. of partly paid-up Shares	As a % of total no. of shares of the company
Held by promoter/promoter group	NIL	NIL	NIL
Held by public	NIL	NIL	NIL
Total	NIL	NIL	NIL
Outstanding	No. of outstanding	As a % of total no. of outstanding convertible securities	As a % of total no. of shares of the company, assuming full conversion of the convertible securities
convertible securities:-			
Held by promoter/promoter group	NIL	NIL	NIL
Held by public	NIL	NIL	NIL
Total	NIL	NIL	NIL
Warrants:-	No. of warrants	As a % of total no. of warrants	As a % of total no. of shares of the company, assuming full conversion of Warrants
Held by promoter/promoter group	NIL	NIL	NIL
Held by public	18,00,00,000	100%	14.80%
Total	18,00,00,000	100%	14.80%
Total paid-up capital of the company, assuming full conversion of warrants and convertible securities	1,20,95,53,400/-		




Category code	Category of Shareholder	Number of Shareholders	Total number of shares	Number of shares held in dematerialized form	Total shareholding as a percentage of total number of shares		Shares Pledged or otherwise encumbered	
					As a percentage of (A+B) ¹	As a percentage of (A+B+C)	Number of shares	As a percentage
(I)	(II)	(III)	(IV)	(V)	(VI)	(VII)	(VIII)	(IX)=(VIII)/(IV)*100
(A)	Shareholding of Promoter and Promoter Group²							
1	Indian							
(a)	Individuals/ Hindu Undivided Family	3	135968560	135916060	13.63427	13.20656	NIL	NIL
(b)	Central Government/ State Government(s)	0	0	0	0.00000	0.00000	NIL	NIL
(c)	Bodies Corporate	0	0	0	0.00000	0.00000	NIL	NIL
(d)	Financial Institutions/ Banks	0	0	0	0.00000	0.00000	NIL	NIL
(e)	Any Others(Specify)	0	0	0	0.00000	0.00000	NIL	NIL
	Sub Total(A)(1)	3	135968560	135916060	13.63427	13.20656	NIL	NIL
2	Foreign							
a	Individuals (Non-Residents Individuals/ Foreign Individuals)	0	0	0	0.00000	0.00000	NIL	NIL
b	Bodies Corporate	0	0	0	0.00000	0.00000	NIL	NIL
c	Institutions	0	0	0	0.00000	0.00000	NIL	NIL
d	Any Others(Specify)	0	0	0	0.00000	0.00000	NIL	NIL
d-i		-	-	-	-	-	-	-
d-ii		-	-	-	-	-	-	-
	Sub Total(A)(2)	0	0	0	0.00000	0.00000	NIL	NIL
	Total Shareholding of Promoter and Promoter Group (A)= (A)(1)+(A)(2)	3	135968560	135916060	13.63427	13.20656	NIL	NIL
(B)	Public shareholding							
1	Institutions							
(a)	Mutual Funds/ UTI	0	0	0	0.00000	0.00000	NIL	NIL
(b)	Financial Institutions / Banks	1	3000	3000	0.00030	0.00029	NIL	NIL
(c)	Central Government/ State Government(s)	0	0	0	0.00000	0.00000	NIL	NIL
(d)	Venture Capital Funds	0	0	0	0.00000	0.00000	NIL	NIL
(e)	Insurance Companies	0	0	0	0.00000	0.00000	NIL	NIL
(f)	Foreign Institutional Investors	0	0	0	0.00000	0.00000	NIL	NIL
(g)	Foreign Venture Capital Investors	0	0	0	0.00000	0.00000	NIL	NIL
(h)	Any Other (specify)	0	0	0	0.00000	0.00000	NIL	NIL
(h-i)	NIL						NIL	NIL
(h-ii)	NIL					0.00000	NIL	NIL
	Sub-Total (B)(1)	1	3000	3000	0.00030	0.00029	NIL	NIL
B 2	Non-institutions							
(a)	Bodies Corporate	1123	142116853	142116853	14.25079	13.80374	NIL	NIL
(b)	Individuals							
I	Individuals -i. Individual shareholders holding nominal share capital up to Rs 1 lakh	146708	555531767	555474136	55.70604	53.95852	NIL	NIL
II	ii. Individual shareholders holding nominal share capital in excess of Rs. 1 lakh.	557	132084103	131764103	13.24475	12.82926	NIL	NIL
(c)	Any Other							
i	Trust	2	6000	6000	0.00060	0.00058	NIL	NIL
ii	Directors & their Relatives	6	152420	131460	0.01528	0.01480	NIL	NIL
iii	Non-Resident Indians	683	17847868	17826268	1.78970	1.73355	NIL	NIL
iv	Clearing Members	134	2246563	2246563	0.22527	0.21821	NIL	NIL
v	Hindu Undivided Families	1398	11298946	11298946	1.13300	1.09746	NIL	NIL
	Sub-Total (B)(2)	150611	861284520	860864329	86.36543	83.65613	NIL	NIL
(B)	Total Public Shareholding (B)= (B)(1)+(B)(2)	150612	861287520	860867329	86.36573	83.65642	NIL	NIL
	TOTAL (A)+(B)	150615	997256080	996783389	100.00000	96.86298	NIL	NIL
(C)	Shares held by Custodians and against which Depository Receipts have been issued							
1	Promoter and promoter group	0	0	0	0.00000	0.00000	NIL	NIL
2	Public	2	32297320	32297320	NA	3.13702	NIL	NIL
	TOTAL (C)	2	32297320	32297320	NA	3.13702	NIL	NIL
	GRAND TOTAL (A)+(B)+(C)	150617	1029553400	1029080709	-	100.00	NIL	NIL



(D)(b) Statement showing Shareholding of persons belonging to the category						
"Promoter and Promoter Group"						
Sr. No.	Name of the shareholder	Total Shares held		Shares Pledged or otherwise encumbered		
		Number	As a % of Grand Total (A)+(B)+(C)	Number	As a %	As a % of Grand Total (A)+(B)+(C) of sub clause (I)(a)
(I)	(II)	(III)	(IV)		(VI)=(V)/(III)*100	(VII)
1	DALIP KUMAR	135790060	13.18922	0	0.00000	0.00000
2	JANANK SHARMA*	126000	0.01224	0	0.00000	0.00000
3	NEELAM SHARMA	52500	0.00510	0	0.00000	0.00000
	TOTAL	135968560	13.20656	0	0.00000	0.00000

*SHARES ARE UNDER PROCESS OF TRANSMISSION



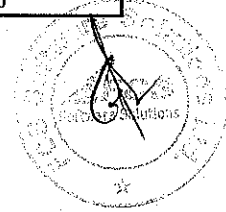
(I)(c) Statement showing Shareholding of persons belonging to the category "Public" and holding more than 1% of the total number of shares

Sr. No.	Name of the shareholder	Number of shares	Shares as a percentage of total number of shares {i.e., Grand Total (A)+(B)+(C) indicated in Statement at para (I)(a) above}
1	NIL	NIL	0.00
	TOTAL	NIL	0.00



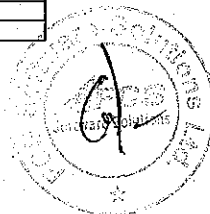
(I)(d) **Statement showing details of locked-in shares**

Sr. No.	Name of the shareholder	Category of Shareholders (Promoter / Public)	Number of locked-in shares	Locked-in shares as a percentage of total number of shares (i.e., Grand Total (A)+(B)+(C) indicated in Statement at para (I)(a) above)
1	NIL		NIL	0.00000
TOTAL			NIL	0.00000



(II)(a) Statement showing details of Depository Receipts (DRs)

Sr. No.	Type of outstanding DR (ADRs, GDRs, SDRs, etc.)	Number of outstanding DRs	Number of shares underlying outstanding DRs	Shares underlying outstanding DRs as a percentage of total number of shares (i.e., Grand Total (A)+(B)+(C) indicated in Statement at para (I)(a) above)
1	Global Depository Receipts	NIL	NIL	0.00000
	Total	NIL	NIL	0.00000



(II)(b) Statement showing Holding of Depository Receipts (DRs), where underlying shares held by 'promoter/promoter group' are in excess of 1% of the total number of shares

Sr. No.	Name of the DR Holder	Type of outstanding DR (ADRs, GDRs, SDRs, etc.)	Number of shares underlying outstanding DRs	Shares underlying outstanding DRs as a percentage of total number of shares [i.e., Grand Total (A)+(B)+(C) indicated in Statement at para (I)(a) above]
1	NIL	NIL	NIL	0.00
	TOTAL	NIL	NIL	0.00

