


Introductory sub-table (I)(a)

Name of the Company: FCS SOFTWARE SOLUTIONS LIMITED			
Scrip Code, Name of the scrip, class of security: BSE-532666,NSE-FCSOFT			
Quarter ended: December 31, 2011			
Partly paid-up shares:-	No. of partly paid-up shares	As a % of total no. of partly paid-up shares	As a % of total no. of shares of the company
Held by promoter/promoter group	0	0.00	0.00
Held by public	300	100.00	0.00
Total - D	300	0.00	
Outstanding convertible securities:-	No. of outstanding securities	As a % of total no. of outstanding convertible securities	As a % of total no. of shares of the company, assuming full conversion of the convertible securities
Held by promoter/promoter group	50000000	12.20	3.47
Held by public	360000000	87.80	25.01
Total - E	410000000	100.00	28.48
Warrants:-	No. of warrants	As a % of total no. of warrants	As a % of total no. of shares of the company, assuming full conversion of warrants
Held by promoter/promoter group	50000000	12.20	3.47
Held by public	360000000	87.80	25.01
Total - F	410000000	100.00	28.48
Total paid-up capital of the company, assuming full conversion of warrants and convertible securities			
			1439553400



Statement Showing Shareholding Pattern								
Category code	Category of Shareholder	Number of Shareholders	Table (I)(a)		Total shareholding as a percentage of total number of shares		Shares Pledged or otherwise encumbered	
			Total number of shares	Number of shares held in dematerialized form	As a percentage of (A+B) ¹	As a percentage of (A+B+C)	Number of shares	As a percentage
			(III)	(IV)	(V)	(VI)	(VII)	(VIII)
(A)	Shareholding of Promoter and Promoter Group ²							
1	Indian							
(a)	Individuals/ Hindu Undivided Family	3	135968560	135968560	13	13	0	0
(b)	Central Government/ State Government(s)	0	0	0	0	0	0	0
(c)	Bodies Corporate	0	0	0	0	0	0	0
(d)	Financial Institutions/ Banks	0	0	0	0	0	0	0
(e)	Any Others(Specify)	0	0	0	0	0	0	0
(e-i)		0	0	0	0	0	0	0
(e-ii)		0	0	0	0	0	0	0
	Sub Total(A)(1)	3	135968560	135968560	13	13	0	0
2	Foreign							
a	Individuals (Non-Residents Individuals/ Foreign Individuals)	0	0	0	0	0	0	0
b	Bodies Corporate	0	0	0	0	0	0	0
c	Institutions	0	0	0	0	0	0	0
d	Any Others(Specify)	0	0	0	0	0	0	0
d-i		0	0	0	0	0	0	0
d-ii		0	0	0	0	0	0	0
	Sub Total(A)(2)	0	0	0	0	0	0	0
	Total Shareholding of Promoter and Promoter Group (A)= (A)(1)+(A)(2)	3	135968560	135968560	13.21	13.21	0	0
(B)	Public shareholding							
1	Institutions							
(a)	Mutual Funds/ UTI	0	0	0	0	0	0	0
(b)	Financial Institutions/ Banks	1	3000	3000	0	0	0	0
(c)	Central Government/ State Government(s)	0	0	0	0	0	0	0
(d)	Venture Capital Funds	0	0	0	0	0	0	0
(e)	Insurance Companies	0	0	0	0	0	0	0
(f)	Foreign Institutional Investors	2	32297320	32297320	3	3	0	0
(g)	Foreign Venture Capital Investors	0	0	0	0	0	0	0
(h)	Any Other (specify)	0	0	0	0	0	0	0
(h-i)								
(h-ii)								
	Sub-Total (B)(1)	3	32300320	32300320	3	3	0	0
B 2	Non-institutions							
(a)	Bodies Corporate	879	102601109	102601109	10	10	0	0
(b)	Individuals							
i	Individuals -i. Individual shareholders holding nominal share capital up to Rs. 1 lakh	143601	563203723	563109352	55	55	0	0
ii	ii. Individual shareholders holding nominal share capital in excess of Rs. 1 lakh.	679	162029354	161709354	16	16	0	0
(c)	Any Other (specify)							
(c-i)	CLEARING MEMBER	209	17486641	17486641	2	2	0	0
(c-ii)	NON RESIDENT INDIANS (REPAT)	527	14035176	14035176	1	1	0	0
(c-iii)	NON RESIDENT INDIANS (NON REPAT)	97	1770097	1770097	0	0	0	0
(c-iv)	DIRECTORS / RELATIVES	6	152420	131460	0	0	0	0
(c-v)	TRUSTS	2	6000	6000	0	0	0	0
	Sub-Total (B)(2)	146000	861284520	860849189	84	84	0	0
(B)	Total Public Shareholding (B)= (B)(1)+(B)(2)	146003	893584840	893149509	87	87	0	0
	TOTAL (A)+(B)	146006	1029553400	1029118069	100	100	0	0
(C)	Shares held by Custodians and against which Depository Receipts have been issued							
1	Promoter and Promoter Group	0	0	0	0	0	0	0
2	Public	0	0	0	0	0	0	0
	Sub-Total (C)	0	0	0	0	0	0	0
	GRAND TOTAL (A)+(B)+(C)	146006	1029553400	1029118069	100	100	0	0




(1)(b)

Statement showing holding of securities (including shares, warrants, convertible securities) of persons belonging to the

Sr. No.	Name of the shareholder	Details of Shares held		Encumbered shares (*)			Details of warrants		Details of convertible securities		Total shares (including underlying shares assuming full conversion of warrants and convertible securities) as a % of diluted share capital
		Number of shares held	As a % of grand total (A)+(B)+(C)	No.	As a percentage	As a % of grand total (A)+(B)+(C) of sub-clause (1)(a)	Number of warrants held	As a % total number of warrants of the same class	Number of convertible securities held	As a % total number of convertible securities of the same class	
(i)	(ii)	(iii)	(iv)	(v)	(vi)=(v)/(iii)*100	(vii)	(viii)	(ix)	(x)	(xi)	(xii)
1	DALIP KUMAR	135790060	13	0	0	0	50000000	100	50000000	100	13
2	JANANK SHARMA*	126000	0	0	0	0	0	0	0	0	0
3	NEELAM SHARMA	52500	0	0	0	0	0	0	0	0	0
TOTAL		135968560	13	0	0	0	50000000	100	50000000	100	13


(*) The term "encumbrance" has the same meaning as assigned to it in regulation 28(3) of the SAST Regulations, 2011



(I)(c)(i)

Statement showing holding of securities (including shares, warrants, convertible securities) of persons belonging to the


Sr. No.	Name of the shareholder	Number of shares held	Shares as a percentage of total number of shares {i.e., Grand Total (A)+(B)+(C) indicated in Statement at para (I)(a) above}	Details of warrants		Details of convertible		Total shares (including underlying shares assuming full conversion of warrants and convertible securities) as a % of diluted share capital
				Number of warrants held	As a % total number of warrants of the same class	Number of convertible securities held	% w.r.t total number of convertible securities of the same class	
1	CRESTA FUND LTD	30230660	2.94	0	0	0	0	0
2			0.00					
3			0.00					
4			0.00					
5			0.00					
6			0.00					
7			0.00					
8			0.00					
9			0.00					
10			0.00					
TOTAL		30230660	2.94	0	0	0	0	0



(I)(c)(ii)

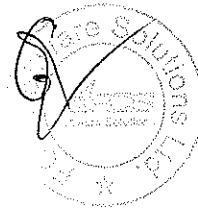
Statement showing holding of securities (including shares, warrants, convertible securities) of persons (together with

Sr. No.	Name(s) of the shareholder(s) and the Persons Acting in Concert (PAC) with them	Number of shares	Shares as a percentage of total number of shares {i.e., Grand Total (A)+(B)+(C) indicated in Statement at para (I)(a) above}	Details of warrants		Details of convertible securities		Total shares (including underlying shares assuming full conversion of warrants and convertible securities) as a % of diluted share capital
				Number of warrants	As a % total number of warrants of the same class	Number of convertible securities held	% w.r.t total number of convertible securities of the same class	
1		0	0.00	0	0		0	0
2			0.00					
3			0.00					
4			0.00					
5			0.00					
6			0.00					
7			0.00					
8			0.00					
9			0.00					
10			0.00					
TOTAL		0	0.00	0	0	0	0	0




(I)(d) Statement showing details of locked-in shares

Sr. No.	Name of the shareholder	Number of locked-in shares	Locked-in shares as a percentage of total number of shares (i.e., Grand Total (A)+(B)+(C) indicated in Statement at para (I)(a) above)
1	DALIP KUMAR	135790060	13.19
2			0.00
3			0.00
4			0.00
5			0.00
6			0.00
7			0.00
8			0.00
9			0.00
TOTAL		135790060	13.19



(II)(a) Statement showing details of Depository Receipts (DRs)

Sr. No.	Type of outstanding DR (ADRs, GDRs, SDRs, etc.)	Number of outstanding DRs	Number of shares underlying outstanding DRs	Shares underlying outstanding DRs as a percentage of total number of shares {i.e., Grand Total (A)+(B)+(C) indicated in Statement at para (I)(a) above}
1		0	0	0.00
2				0.00
3				0.00
4				0.00
5				0.00
6				0.00
7				0.00
8				0.00
9				0.00
TOTAL		0	0	0.00



(II)(b) Statement showing holding of Depository Receipts (DRs), where underlying shares held by "promoter/promoter group" are in excess of 1% of the total number of shares

Sr. No.	Name of the DR Holder	Type of outstanding DR (ADRs, GDRs, SDRs, etc.)	Number of shares underlying outstanding DRs	Shares underlying outstanding DRs as a percentage of total number of shares {i.e., Grand Total (A)+(B)+(C) indicated in Statement at para (I)(a) above}
1		0	0	0.00
2				0.00
3				0.00
4				0.00
5				0.00
6				0.00
7				0.00
8				0.00
9				0.00
TOTAL		0	0	0.00

